

Nota/Note  
 Ottiche intercambiabili  
 Exchangeable optics

# MUSE R PS/3

FASCIO/BEAM/FAISCEAU/HAZ ST | MD | LA

Proiettore LED a binario orientabile con ottiche intercambiabili.  
 Adjustable track-mounted LED projector, exchangeable optics.  
 Projecteur LED orientable sur rail avec optiques échangeables.  
 Proyector LED orientable de carril con ópticas intercambiables.

Corpo in alluminio con funzione di dissipatore verniciato con polveri epossidiche previa fosfatizzazione. Ottica retratta di mm 57 in policarbonato lenticolare fascio largo (cod. LA) fascio medio (cod. MD) fascio stretto (cod. ST). Sorgente luminosa LED. Emissione diretta. Sistema di fissaggio a binario con alimentazione integrata nell'adattatore ON/OFF. A richiesta: dimmerabile DALI (cod. DL).

Aluminium body with heatsink function painted with epoxy powders after phosphating. Lenticular polycarbonate louver set back of 57 mm, wide beam (code LA), medium beam (code MD), narrow beam (code ST). LED light source. Direct light emission. Track mounting system with built-in electronic driver ON/OFF. On request: dimmable DALI (code DL).

Corps en aluminium réalisé par usinage lui donnant la propriété de dissipateur, avec traitement époxy. Optique lenticulaire en retrait de 57mm en polycarbonate à faisceau large (réf. LA) faisceau moyen (réf. MD) faisceau étroit (réf. ST). Source lumineuse LED. Emission directe. Système de fixation sur rail avec alimentation intégrée dans l'adaptateur ON/OFF. Sur demande: dimmable DALI (réf. DL).

Cuerpo de aluminio con función de disipador y recubierto con polvo epoxi previamente fosfatado. Óptica retraída de 57mm de policarbonato lenticular de haz amplio (cód. LA) haz medio (cód. MD) haz estrecho (cód. ST). Fuente de iluminación LED. Sistema de fijación con carril con alimentación integrada en el adaptator ON/OFF. A pedido: regulación DALI (cód. DL).

5Y WARRANTY  
5% FAILURE RATE
60.000 h  
LED LIFETIME L90B10
100.000 h  
LED LIFETIME L70B50
RIPPLE  
FREE

Lumen	Watt	Lumen Watt Out	mA	Codice Code	K	Fascio Beam	Alimentazione Power Supply	Colore Colour
1100	9	≤ 122	250	HRMRP31	<b>WW: 2700</b> <b>W:3000</b> <b>X:3500</b> <b>N:4000</b>	<b>ST:</b> fascio stretto narrow beam	-: ON/OFF  <b>DL:</b> DALI	<b>Standard:</b> ● <b>W1:</b> White Irazu ● <b>BLL:</b> Black Lava  <b>Su richiesta / On request:</b> ● <b>SB:</b> Silver Bombalai ● <b>BL:</b> Bronze Lario ● <b>RR:</b> Rust Rame ● <b>BF:</b> Beige Futura ● <b>GK:</b> Gold Karkar ● <b>BT:</b> Blue Telica
1550	13	≤ 119	350	HRMRP32		<b>MD:</b> fascio medio medium beam		
2150	18,5	≤ 116	500	HRMRP33		<b>LA:</b> fascio largo wide beam		

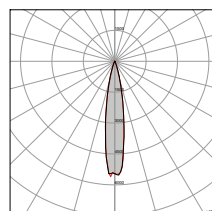
CE
>90 CRI
3SDCM
IP44 EN 60529
IK 07 EN 60668
230 V 2014/25/UE
50/60 Hz
850° EN 60695
RG 0 EN 62471
19 UGR
DL DALI
DIM W
>80 CRI
>95 CRI
VIVID PLUS
VEG PLUS
WHITE PLUS
MEAT PLUS

A richiesta | On request

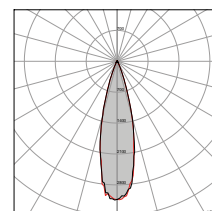
Temperatura ambiente min. - max: -10°+40° C.  
 Lumen: flusso totale in uscita con 3000K CRI90;  
 Variazione flusso con CRI85 + 8%, con CRI95 - 8%.  
 Watt: potenza di sistema  
 Tolleranza ± 10%

Min and Max room temperature: -10°+40° C.  
 Lumen: total output flux with 3000K CRI90;  
 Flux variation with CRI85 + 8%, with CRI95 - 8%.  
 Watt: system power  
 Tolerance ± 10%

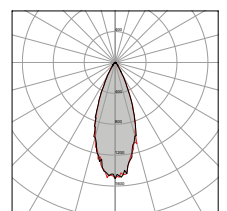
Ottica ST 12°



Ottica MD 25°



Ottica LA 38°



H (m)	Ø (m)	H (m)	Ø (m)	H (m)	Ø (m)
1	0.2	1	0.4	1	0.7
2	0.4	2	0.8	2	1.4
3	0.6	3	1.3	3	2.1
4	0.8	4	1.7	4	2.7
5	1.0	5	2.1	5	3.4