

Nota/Note
Ottiche intercambiabili senza ausilio di utensili
Exchangeable optics without using of tools

MUSE 56 PS/10

FASCIO/BEAM/FAISCEAU/HAZ SP | ST | MD | LA

Proiettore LED a binario orientabile con ottiche intercambiabili.
Adjustable track-mounted LED projector, exchangeable optics.
Projecteur LED orientable sur rail avec optiques échangeables.
Projector LED orientable de carril con ópticas intercambiables.

Corpo in estruso d'alluminio lavorato dal pieno con funzione di dissipatore di calore verniciato con polveri epossidiche previa fosfatazione. Ottica in policarbonato metallizzato fascio largo (cod. LA) fascio medio (cod. MD) fascio stretto (cod. ST) fascio spot (cod. SP). Sorgente luminosa LED. Emissione diretta. Sistema di fissaggio a binario con alimentazione integrata nell'adattatore ON/OFF. A richiesta: dimmerabile DALI (cod. DL).

Extruded aluminium body machined from solid, with heatsink function, painted with epoxy powders after phosphating. Metallized polycarbonate louver wide beam (code LA) medium beam (code MD) narrow beam (code ST) spot beam (code SP). LED light source. Direct light emission. Track mounting system with built-in electronic driver ON/OFF. On request: dimmable DALI (code DL).

Corps en aluminium extrudé réalisé par usinage lui donnant la propriété de dissipateur, avec traitement époxy. Optique en polycarbonate métallisé à faisceau large (réf. LA) faisceau moyen (réf. MD) faisceau étroit (réf. ST) faisceau spot (réf. SP). Source lumineuse LED. Emission directe. Système de fixation sur rail avec alimentation intégrée dans l'adaptateur ON/OFF. Sur demande: dimmable DALI (réf. DL).

Cuerpo de aluminio extruido mecanizado a partir de sólido con función de disipador y recubierto con polvo epoxi previamente fosfatado. Óptica de policarbonato metalizado de haz amplio (cód. LA) haz medio (cód. MD) haz estrecho (cód. ST) haz spot (cód. SP). Fuente de iluminación LED. Emisión directa. Sistema de fijación con carril con alimentación integrada en el adaptador ON/OFF. A pedido: regulación DALI (cód. DL).



Lumen	Watt	Lumen Watt Out	mA	Codice Code	K	Fascio Beam	Alimentazione Power Supply	Colore Colour
1100	9	≤ 122	250	HRM6P11	WW: 2700 W:3000 X:3500 N:4000	SP: fascio spot spot beam	-: ON/OFF DL: DALI	Standard: ● WI: White Irazu ● BLL: Black Lava Su richiesta / On request: ● SB: Silver Bombalai ● BL: Bronze Lario ● RR: Rust Rame ● BF: Beige Futura ● GK: Gold Karkar ● BT: Blue Telica
1550	13	≤ 119	350	HRM6P12		ST: fascio stretto narrow beam		
2150	18,5	≤ 116	500	HRM6P13		MD: fascio medio medium beam		
2950	26	≤ 114	700	HRM6P14		LA: fascio largo wide beam		

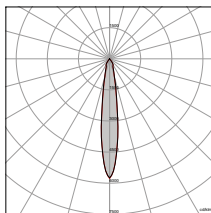


A richiesta | On request

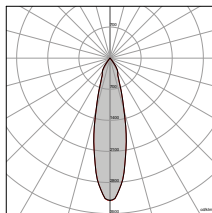
Temperatura ambiente min. - max: -10°+40° C.
Lumen: flusso totale in uscita con 3000K CRI90;
Variazione flusso con CRI85 + 8%, con CRI95 - 8%.
Watt: potenza di sistema
Tolleranza ± 10%

Min and Max room temperature: -10°+40° C.
Lumen: total output flux with 3000K CRI90;
Flux variation with CRI85 + 8%, with CRI95 - 8%.
Watt: system power
Tolerance ± 10%

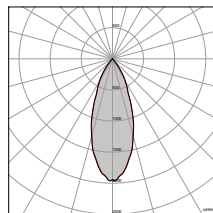
Ottica SP 15°



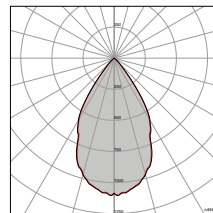
Ottica ST 25°



Ottica MD 40°



Ottica LA 60°



H (m)	Ø (m)	H (m)	Ø (m)	H (m)	Ø (m)	H (m)	Ø (m)
1	0.3	1	0.4	1	0.7	1	1.1
2	0.5	2	0.9	2	1.5	2	2.3
3	1.7	3	1.3	3	2.2	3	3.5
4	1.0	4	1.8	4	2.9	4	4.6
5	1.2	5	2.2	5	3.6	5	5.8