

H 85 = 200 mA
 H 85 = 250 mA
 H 105 = 350 mA
 H 145 = 500 mA

Nota/Note
 Ottiche intercambiabili
 Exchangeable optics

UNO

FASCIO/BEAM/FAISCEAU/HAZ SP | ST | MD | LA

Apparecchio LED da incasso con ottiche intercambiabili.
 Recessed LED downlight with exchangeable optics.
 Luminaire LED encastré avec optiques échangeables.
 Luminaria LED de empotrar con ópticas intercambiables.

Corpo in lamiera tornita verniciata con polveri epossidiche previa fosfatizzazione. Dissipatore in alluminio estruso. Ottica in policarbonato metallizzato fascio largo (cod. LA) fascio medio (cod. MD) fascio stretto (cod. ST) fascio spot (cod. SP). Sorgente luminosa LED. Emissione diretta. Fissaggio ad incasso mediante molle. Alimentazione elettronica separata ON/OFF. A richiesta: dimmerabile DALI (cod. DL). Specificare se con funzione Push Dim (cod. PD). Emergenza autonomia 1h/3h.

Turned sheet metal body painted with epoxy powder after phosphating. Extruded aluminium heatsink. Metallized polycarbonate louver wide beam (code LA) medium beam (code MD) narrow beam (code ST) spot beam (code SP). LED light source. Direct light emission. Recessed fixing system with springs. Separate electronic driver ON/OFF. On request: dimmable DALI (code DL). Push Dim function to be specified (code PD). Emergency autonomy 1h/3h.

Corps en tôle tournée avec traitement époxy. Dissipateur en aluminium extrudé. Optique en polycarbonate métallisé à faisceau large (réf. LA) faisceau moyen (réf. MD) faisceau étroit (réf. ST) faisceau spot (réf. SP). Source lumineuse LED. Emission directe. Fixation à encastrement au moyen de ressorts. Alimentation électronique ON/OFF séparée. Sur demande: dimmable DALI (réf. DL). Spécifier la fonction PUSH-DIM (réf. DL). Autonomie d'urgence 1h/3h.

Cuerpo de chapa torneada y recubierto con polvo epoxi previamente fosfatado. Disipador de aluminio extruido. Óptica de policarbonato metalizado de haz amplio (cód. LA) haz medio (cód. MD) haz estrecho (cód. ST) haz spot (cód. SP). Fuente de iluminación LED. Emisión directa. Instalación empotrable con muelles. Alimentación electrónica ON/OFF separada. A pedido: regulación DALI (cód. DL). Especificar si se requiere con función PUSH DIM (cód. PD). Autonomía de emergencia 1h/3h.



Lumen	Watt	Lumen Watt Out	mA	Code Code	K	Fascio Beam	Alimentazione Power Supply	Colore Colour
890	7	≤ 127	200	HRUN1	WW: 2700 W:3000 X:3500 N:4000	SP: fascio spot spot beam	-: ON/OFF DL: DALI	Standard: ● WI: White Irazu ● BLL: Black Lava Su richiesta / On request: ● SB: Silver Bombalai ● BL: Bronze Lario ● RR: Rust Rame ● BF: Beige Futura ● GK: Gold Karkar ● BT: Blue Telica
1100	9	≤ 122	250	HRUN2		ST: fascio stretto narrow beam		
1570	13	≤ 121	350	HRUN3		MD: fascio medio medium beam		
2150	18	≤ 120	500	HRUN4		LA: fascio largo wide beam		

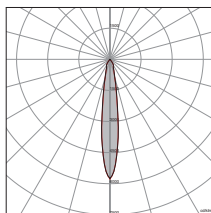


A richiesta | On request

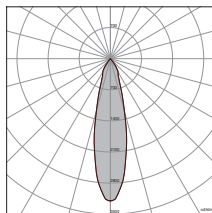
Temperatura ambiente min. - max: -10°+40° C.
 Lumen: flusso totale in uscita con 3000K CRI90;
 Variazione flusso con CRI85 + 8%, con CRI95 - 8%.
 Watt: potenza di sistema
 Tolleranza ± 10%

Min and Max room temperature: -10°+40° C.
 Lumen: total output flux with 3000K CRI90;
 Flux variation with CRI85 + 8%, with CRI95 - 8%.
 Watt: system power
 Tolerance ± 10%

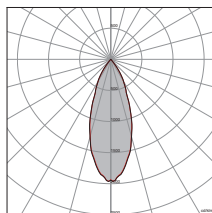
Ottica SP 15°



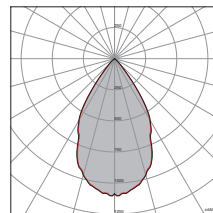
Ottica ST 25°



Ottica MD 40°



Ottica LA 60°



H (m)	Ø (m)	H (m)	Ø (m)	H (m)	Ø (m)	H (m)	Ø (m)
1	0.3	1	0.4	1	0.7	1	1.1
2	0.5	2	0.9	2	1.5	2	2.3
3	1.7	3	1.3	3	2.2	3	3.5
4	1.0	4	1.8	4	2.9	4	4.6
5	1.2	5	2.2	5	3.6	5	5.8