

Nota/Note
Ottiche intercambiabili
Exchangeable optics

MUSE 55 LENS LV

FASCIO/BEAM/FAISCEAU/HAZ | ST | MD | LA

Proiettore LED orientabile 48 Volt a binario.
Track mounted adjustable LED projector 48 Volt.
Projecteur LED orientable monté sur rail 48 Volt.
Proyector LED orientable montado en riel de 48 voltios.

Corpo in estruso d'alluminio lavorato dal pieno con funzione di dissipatore, verniciato con poliestereprevio lavaggio con acqua demineralizzata. Ottica in policarbonato lenticolare fascio largo (cod. LA) fascio medio (cod. MD), fascio stretto (cod. ST). Sorgente luminosa LED. Emissione diretta. Sistema di fissaggio a binario. Alimentatore remoto a binario 48 Volt da ordinare separatamente.(vedi pag. binari 48 Volt).

Extruded aluminium body machined from solid, with heatsink function, painted with polyesterpowders after washing with demineralised water. Lenticular polycarbonate louver wide beam (code LA) medium beam (code MD), narrow beam (code ST). LED light source. Direct light emission. Track mounting system. Track remote driver 48 Volt to be ordered separately. (see page Track 48 Volt).

Corps en aluminium extrudé usiné dans la masse, avec fonction de dissipateur thermique, peint par poudrage polyester après rinçage en eau déminéralisée. Optique lenticulaire en polycarbonate, faisceau large (code LA), faisceau moyen (code MD), faisceau étroit (code ST). Source de lumière LED. Émission de lumière directe. Système de montage sur rail. Alimentation déportée 48 volts à commander séparément (voir page Track 48 Volt).

Cuerpo de aluminio extruido mecanizado a partir de sólido, con función de disipador, recubierto con polvo de poliéster previamente lavado con agua desmineralizada. Lente lenticular de policarbonato, haz amplio (cód.LA), haz medio (cód.MD), haz estrecho (cód.ST). Fuente de iluminación LED. Emisión directa. Sistema de fijación en carril. Alimentación remota de 48 V a pedir por separado (ver página de carriles 48V).

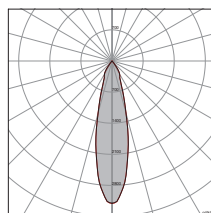


Lumen	Watt	Lumen Watt Out	mA	Codice Code	K	Fascio Beam	Alimentazione Power Supply	Colore Colour
1100	9	122	250	HRM5LLVC	WW: 2700 OW:3000 OX:3500 ON:4000	ST: fascio stretto narrow beam	OF: ON/OFF DL: DALI	Standard: ● WI: White Irazu ● BLL: Black Lava Su richiesta /On request: ● SB: Silver Bombalai ● BL: Bronze Lario ● RR: Rust Rame ● BF: Beige Futura ● GK: Gold Karkar ● BT: Blue Telica
1550	13	119	350	HRM5LLVE		MD: fascio medio medium beam		
2150	18,5	116	500	HRM5LLVH		LA: fascio largo wide beam		

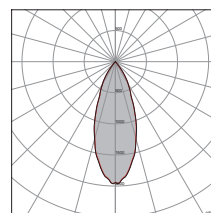


A richiesta | On request

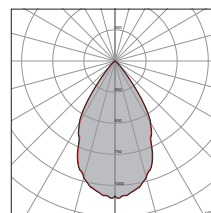
Ottica ST 25°



Ottica MD 40°



Ottica LA 60°



Temperatura ambiente min. - max: -10°+40° C.
Lumen: flusso totale in uscita con 3000K CRI>90.
Watt: potenza di sistema
Tolleranza ± 10%

Min and Max room temperature: -10°+40° C.
Lumen: total output flux with 3000K CRI>90.
Watt: system power
Tolerance ± 10%

H (m)	Ø (m)	H (m)	Ø (m)	H (m)	Ø (m)
1	0.4	1	0.7	1	1.1
2	0.9	2	1.5	2	2.3
3	1.3	3	2.2	3	3.5
4	1.8	4	2.9	4	4.6
5	2.2	5	3.6	5	5.8