

Nota/Note
 Ottiche intercambiabili senza ausilio di utensili
 Exchangeable optics without using of tools

MUSE 50 I

FASCIO/BEAM SP | ST | MD | LA

Proiettore LED a binario orientabile con ottiche intercambiabili.
 Adjustable track-mounted LED projector, exchangeable optics.

Corpo in estruso d'alluminio verniciato con polveri epossidiche previa fosfatazione. Dissipatore in alluminio estruso. Ottica in policarbonato metallizzato fascio largo (cod. LA) fascio medio (cod. MD) fascio stretto (cod. ST) fascio spot (cod. SP). Sorgente luminosa LED. Emissione diretta. Sistema di fissaggio a binario con adattatore incluso. Alimentazione elettronica integrata nel corpo lampada CAE. A richiesta: dimmerabile DALI (cod. DL).

Extruded aluminium body painted with epoxy powders after phosphating. Extruded aluminium heatsink. Metallized polycarbonate louver wide beam (code LA) medium beam (code MD) narrow beam (code ST) spot beam (code SP). LED light source. Direct light emission. Track mounting system (adapter included). Built-in electronic driver in the body CAE. On request: dimmable DALI (code DL).



Lumen	Watt	Lumen Watt Out	mA	Codice Code	Fascio Beam	K	Alimentazione Power Supply	Colore Colour
890	7	≤ 127	200	HRM5I1	SP: fascio spot spot beam ST: fascio stretto narrow beam	WW: 2700 W:3000 X:3500 N:4000	-: CAE elettronica electronic	Standard: ● WI: White Irazu ● BLL: Black Lava Su richiesta /On request: ● SB: Silver Bombalai ● BL: Bronze Lario ● RR: Rust Rame ● BF: Beige Futura ● GK: Gold Karkar ● BT: Blue Telica
1100	9	≤ 122	250	HRM5I2	MD: fascio medio medium beam		DL: DALI	
1550	13	≤ 119	350	HRM5I3	LA: fascio largo wide beam			



A richiesta | On request

Temperatura ambiente min. - max: -10°+40° C.
 Lumen: flusso totale in uscita con 3000K CRI90;
 Variazione flusso con CRI85 + 8%, con CRI95 - 8%.
 Watt: potenza di sistema
 Tolleranza ± 10%

Min and Max room temperature: -10°+40° C.
 Lumen: total output flux with 3000K CRI90;
 Flux variation with CRI85 + 8%, with CRI95 - 8%.
 Watt: system power
 Tolerance ± 10%

Base per fissaggio a parete codice BK
 Wall mounting base cod. BK

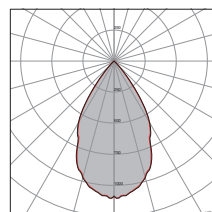
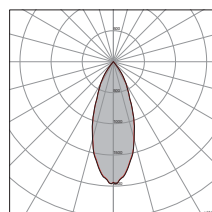
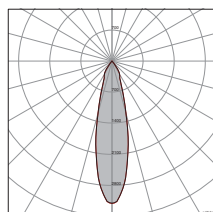
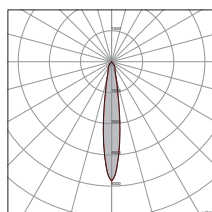


Ottica SP 15°

Ottica ST 25°

Ottica MD 40°

Ottica LA 60°



H (m)	Ø (m)	H (m)	Ø (m)	H (m)	Ø (m)	H (m)	Ø (m)
1	0.3	1	0.4	1	0.7	1	1.1
2	0.5	2	0.9	2	1.5	2	2.3
3	1.7	3	1.3	3	2.2	3	3.5
4	1.0	4	1.8	4	2.9	4	4.6
5	1.2	5	2.2	5	3.6	5	5.8