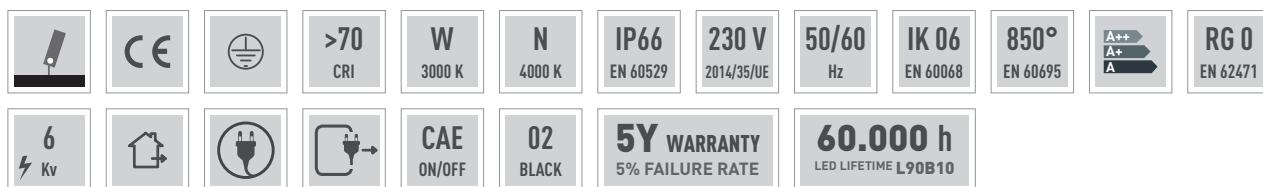


ASSO 216



EN

Extruded anodized aluminum body with heat-sink function. Bent steel adjustable bracket and frame painted with epoxy powders after phosphating complete with goniometer. Direct light emission. LED light source. Molded PMMA optics with high optical efficiency. High frequency (CAE) ballast in separate IP65 box fixed to the body.

ES

Cuerpo en aluminio extruido anodizado con función de disipador. Marco y soporte regulable de acero plegado a presión barnizado con polvo epoxi previamente fosfatado, completo de goniómetro. Emisión directa. Fuente de luz LED. Óptica en metracrilato (PMMA) estampado de alta eficiencia óptica. Alimentación electrónica CAE externa, IP65 fijada al cuerpo.

IT

Corpo in alluminio estruso anodizzato con funzione di dissipatore. Telaio e staffa regolabile, completa di goniometro, in acciaio pressopiegato verniciati con polveri epossidiche previa fosfatazione. Ottiche in PMMA stampato ad alto rendimento ottico. Alimentazione elettronica CAE esterna, IP65 fissata al corpo. Emissione diretta. Sorgente luminosa LED.

DE

Körper aus eloxiertem extrudiertem Aluminium mit Kühlkörperfunktion. Rahmen und verstellbare Halterung aus gepresstem Stahl, der nach der Phosphatierung mit Epoxidpulver lackiert wurde, komplett mit Goniometer. Direkte Lichtemission. LED-Lichtquelle. Direkte Ausgabe. Optik aus gegossenem PMMA mit hoher optischer Effizienz. Externe elektronische Stromversorgung, IP65 am Gehäuse befestigt.

FR

Corps en aluminium extrudé et anodisé avec fonction de dissipateur. Support de fixation réglable, pliée à la presse, en acier traité avec peinture epoxy pulvérisé par phosphatation. Emission directe. Source lumineuse LED. Optiques en PMMA à haute résistance aux températures et haut rendement optique. Alimentation électronique CAE externe IP65 fixée au corps.

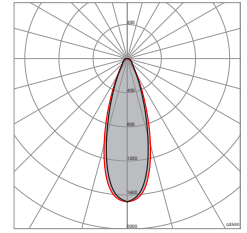
RU

Анодированный экструдированный алюминиевый корпус с функцией радиатора. Регулируемая рама и кронштейн из гнутой фосфатированной стали, окрашенные эпоксидными красками-порошками, в комплекте с транспортиром. Прямой поток света. Светодиодный источник света. Оптика из ПММА с высокой оптической эффективностью. Внешний электронный блок питания CAE, IP65 закреплен на корпусе.

ASSO 216 S



Code	Lm LED	Lm Out	Watt Out	Lm Watt Out	Relamping
KSS216SW/N02	145060	136205	1025	> 133	2000
W/N= W (3000 K) N (4000 K)					

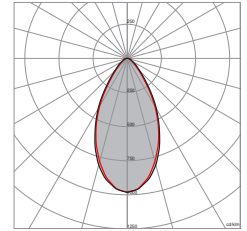


Lm Led/Lm Out:
Standard - **N** (4000 K)
-8% - **W** (3000 K)

ASSO 216 M



Code	Lm LED	Lm Out	Watt Out	Lm Watt Out	Relamping
KSS216MW/N02	145060	135100	1025	> 132	2000
W/N= W (3000 K) N (4000 K)					

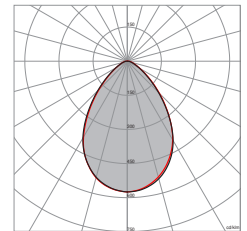


Lm Led/Lm Out:
Standard - **N** (4000 K)
-8% - **W** (3000 K)

ASSO 216 D



Code	Lm LED	Lm Out	Watt Out	Lm Watt Out	Relamping
KSS216DW/N02	145060	137595	1025	> 134	2000
W/N= W (3000 K) N (4000 K)					

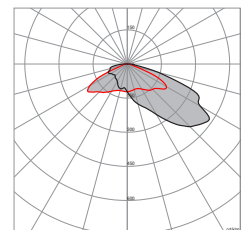


Lm Led/Lm Out:
Standard - **N** (4000 K)
-8% - **W** (3000 K)

ASSO 216 T4



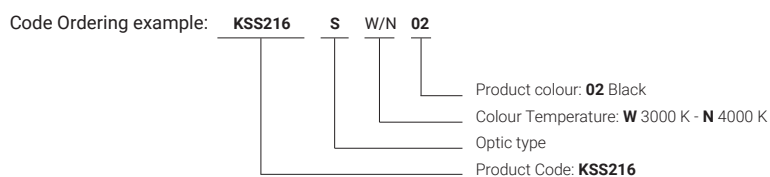
Code	Lm LED	Lm Out	Watt Out	Lm Watt Out	Relamping
KSS216TW/N02	145060	134900	1025	> 132	2000
W/N= W (3000 K) N (4000 K)					



Lm Led/Lm Out:
Standard - **N** (4000 K)
-8% - **W** (3000 K)

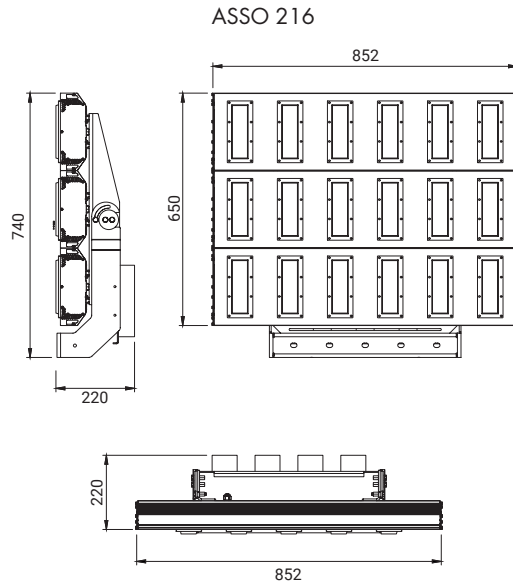


Code

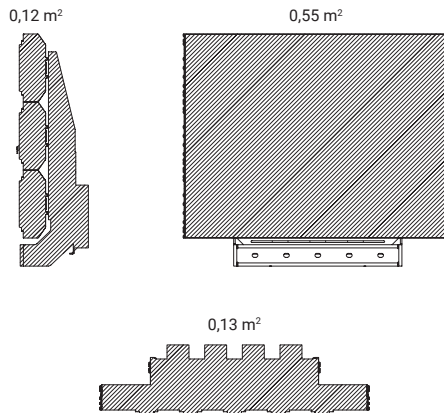


ASSO 216

DIMENSIONAL



WIND RESISTANCE



WEIGHT (Kg)

50,0

MINIMUM AND MAXIMUM ENVIRONMENT TEMPERATURE (Ta)

-20 ~ +45°C