



RG 0 EN 62471	10 Kv				08 BLACK METALLIZED	NTC TEMPERATURE CONTROL	5Y WARRANTY 5% FAILURE RATE	100.000 h LED LIFETIME L90B10	ES ON/OFF	FP PROGRAM	On request	

EN

Shaped aluminum body, by sheet turning, painted with epoxy powders after phosphating. Body and arms designed to obtain a reduced wind exposure surface. Transparent tempered glass cover resistant to thermal shocks. Molded PMMA street optics with high optical efficiency. Complete with outgoing cable L40 (cm), connector not included. Fixed pole-top installation (60 mm diameter pole head). LED light source. Direct light emission.

ES

Carcasa de aluminio conformado, mediante torneado en la chapa, barnizado con polvo epoxi previa fosfatación. Carcasa y brazos diseñados para conseguir una superficie reducida de resistencia al viento. Vidrio templado transparente antichoque térmico. Con cable de salida L=40 (cm), conector no incluido. Óptica vial en metacrilato (PMMA) estampado de alta eficiencia óptica. Instalación fija en la parte superior del poste (60 mm de diámetro cabeza del poste). Fuente de luz LED. Emisión directa.

IT

Corpo in alluminio sagomato, mediante tornitura in lastra, verniciato con polveri epossidiche previa fosfatazione. Corpo e bracci progettati per ottenere una ridotta superficie d'esposizione al vento. Schermo di protezione in vetro temperato trasparente resistente agli shock termici. Fornito completo di cavo uscente L40 (cm), connettore non incluso. Ottiche stradali in PMMA stampato ad alto rendimento ottico. Installazione fissa cima palo (testa palo diametro 60 mm). Sorgente luminosa LED. Emissione diretta.

DE

Körper aus geformtem Aluminium, durch Drehen der Platte, der nach der Phosphatierung mit Epoxidpulvern lackiert wurde. Entworfener Körper und Arme für eine reduzierte Windfläche. Schutzscheibe aus transparentem Hartglas, beständig gegen Thermoschocks. Komplett mit abgehendem Kabel L40 (cm), nicht enthalten. Straßenoptik aus gegossenem PMMA mit hoher optischer Effizienz. Feste Polkopfinstallation (Polkopfdurchmesser 60 mm). LED-Lichtquelle. Direkte Lichtemission.

FR

Corps en aluminium, mis en forme par la méthode du filage, peinture à base de poudre époxyde et traitement de surface No-Rinse. Corps et bras conçus pour garantir une surface très réduite d'exposition au vent. Ecran de protection en verre trempé résistant aux chocs thermiques. Fourni avec câble en sortie pour branchement L=40 (cm), connecteur no inclus. Optiques routières en PMMA à haute résistance aux températures et haut rendement optique. Raccord fixe au sommet du mât (extrémité du mât 60 mm de diamètre). Source lumineuse LED. Emission directe.

RU

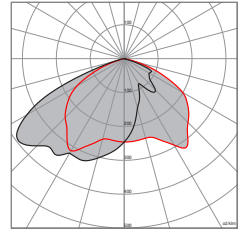
Корпус из формованного алюминия, методом точения из листового материала, окрашенного эпоксидными порошками после фосфатирования. Корпус и опоры предназначены для достижения уменьшенной площади поверхности воздействия ветра. Защитный экран из прозрачного закаленного стекла, устойчивого к термошоку. Поставляется в комплекте с исходящим кабелем длиной 40 см. разъем не входит. Дорожная оптика из литого ПММА с высокой оптической эффективностью. Светодиодный источник света. Прямой поток света.

ZODIAC XS CIMA PALO AS1



Code	Lm LED	Lm Out	Watt Out	Lm Watt Out	Relamping
ZDCXS0803W/NAS1ES/FP08	2435	2240	15	> 150	SAP50
ZDCXS0804W/NAS1ES/FP08	3575	3290	23	> 143	SAP70
ZDCXS0806W/NAS1ES/FP08	5025	4620	35	> 133	JM70
ZDCXS1203W/NAS1ES/FP08	4230	3890	26	> 147	MBF125
ZDCXS1206W/NAS1ES/FP08	7535	6935	52	> 133	MBF150
ZDCXS1207W/NAS1ES/FP08	8060	7415	57	> 131	JM150

W/N= **W** (3000 K) | **N** (4000 K) ES/FP= **ES** ON/OFF | **FP** DALI



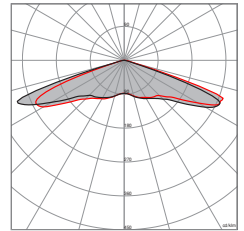
Lm Led/Lm Out:
Standard - **N** (4000 K)
-8% - **W** (3000 K)

ZODIAC XS CIMA PALO RS2



Code	Lm LED	Lm Out	Watt Out	Lm Watt Out	Relamping
ZDCXS0803W/NRS2ES/FP08	2435	2240	15	> 150	SAP50
ZDCXS0804W/NRS2ES/FP08	3575	3290	23	> 143	SAP70
ZDCXS0806W/NRS2ES/FP08	5025	4620	35	> 133	JM70
ZDCXS1203W/NRS2ES/FP08	4230	3890	26	> 147	MBF125
ZDCXS1206W/NRS2ES/FP08	7535	6935	52	> 133	MBF150
ZDCXS1207W/NRS2ES/FP08	8060	7415	57	> 131	JM150

W/N= **W** (3000 K) | **N** (4000 K) ES/FP= **ES** ON/OFF | **FP** DALI



Lm Led/Lm Out:
Standard - **N** (4000 K)
-8% - **W** (3000 K)

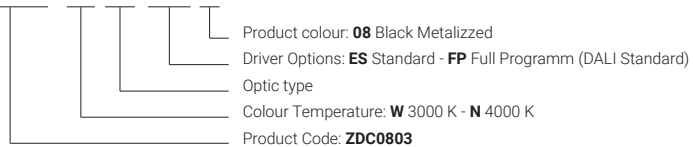
 Full Program: functionalities available on request




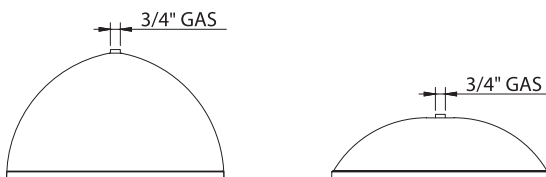
If not specified in the order, the product (FP) will be supplied in standard DALI version.
For any further information see at page 66-67.

 Code

Code Ordering example: **ZDC0803** W/N **RS2** ES/FP **08**



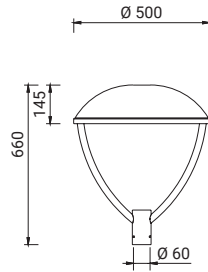
 On request



ZODIAC

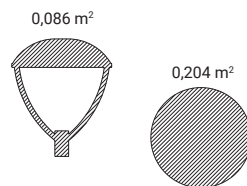
DIMENSIONAL

ZODIAX XS CIMA PALO



WIND RESISTANCE

ZODIAX XS CIMA PALO



WEIGHT (Kg)

ZODIAX CIMA PALO XS: **6,5**

MINIMUM AND MAXIMUM ENVIRONMENT TEMPERATURE (Ta)

-20 ~ +45°C