
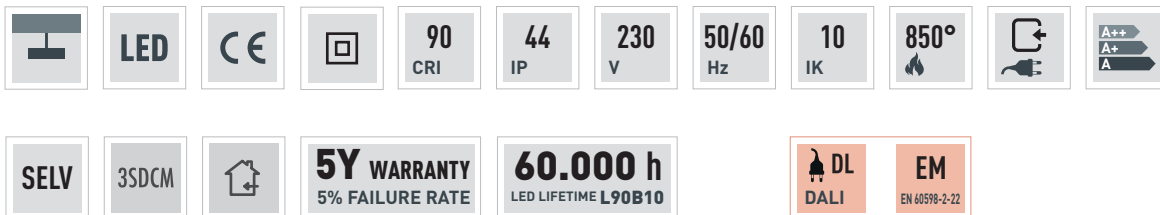


Olimpia



Decorative suspension lighting fitting



On request

IT

Apparecchio decorativo per installazione a sospensione. Base superiore in acciaio al carbonio. Corpo apparecchio in alluminio estruso calandrato. Sorgente luminosa LED multichip interna. Verniciatura con polveri epossidiche antigraffio. Schermo di chiusura in silicone opale. Alimentatore incorporato.

ES

Luminaria decorativa de suspensión. Base superior en acero al carbono. Cuerpo en aluminio extruido calandrado. Fuente de iluminación LED multichip interno. Recubierta con polvo epoxi antirayado. Difusor de silicona opal. Balasto integrado.

EN

Decorative suspension lighting fitting. Carbon steel upper base. Calandered extruded aluminum body. Internal multichip LED light source. Antiscratch epoxy powder paint finish. Opal silicone closing reflector. Built-in driver.

DE

Dekoratives Hängebeleuchtungsgerät. Obere Basis aus Kohlenstoffstahl. Körper aus kalandriertem und extrudiertem Kohlenstoffstahl. Interne multichip LED-Lichtquelle. Lackierung mit kratzfesten Epoxypulvern. Opalabdeckschirm aus Silikon. Integrierter Treiber.

FR

Appareil décoratif en suspension. Base supérieure en acier au carbone. Corps en aluminium extrudé et calandré. Source de lumière en LED multichip interne. Finition de peinture en poudre époxyanti-rayures. Écran de fermeture en silicone opale. Alimentation avec driver intégré.

Olimpia



OLIMPIA 4000 K

Code	Size	Lumen Out	Watt Tot	K	Beam angle	Driver Type	Driver	Colour
YOL58N	01	10050	85	4000	D	ON/OFF	1	○

OLIMPIA 3000 K

Code	Size	Lumen Out	Watt Tot	K	Beam angle	Driver Type	Driver	Colour
YOL58W	01	9250	85	3000	D	ON/OFF	1	○


OLIMPIA STANDARD COLOUR SELECTION

● **WI** | White Irazu ● **BLL** | Black Lava

OLIMPIA ON REQUEST COLOUR SELECTION





● **BF** | Beige Futuna ● **SB** | Silver Bombalai ● **GK** | Gold Karkar
 ● **BL** | Bronze Lario ● **RR** | Rust Rame ● **BT** | Blue Telica

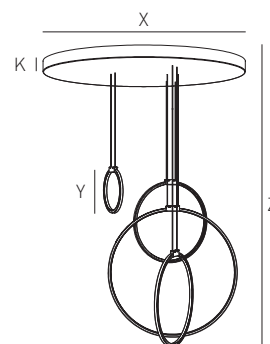
OLIMPIA BEAM ANGLE | DIMENSIONS



Size	X [mm]	Y [mm]	Z [mm]	K	Kg
01	ø 750	*	max 2000	40	9

* Y [mm]:

			
1= ø 165	2= ø 325	3= ø 325	4= ø



Min and Max room temperature: -20°+45° C.

OLIMPIA SPECIAL FEATURES

On request: special configuration to be agreed with technical offices.