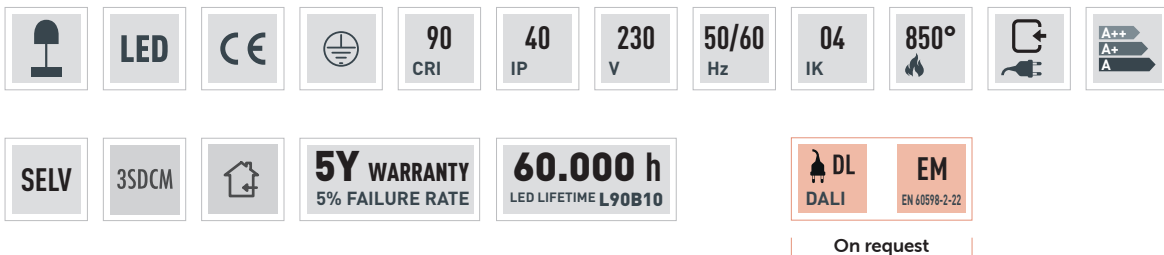


Lina



Table Lamp



IT

Lampada da tavolo decorativa. Base d'appoggio in acciaio al carbonio pressopiegato. Corpo lampada in alluminio estruso calandratato. Sorgente luminosa LED multichip. Verniciatura con polveri epossidiche antigraffio. Schermo di chiusura in silicone opale. Alimentatore incorporato.

ES

Luminaria de mesa decorativa. Base de apoyo en acero al carbono plegado a presión. Cuerpo en aluminio extruido y calandrado. Fuente de iluminación LED multichip. Barnizado con polvo epoxi anti-rayado. Difusor de silicona opal. Balasto integrado.

EN

Decorative table lamp. Bent carbon steel base support. Calendered extruded aluminum body. Multichip LED lighting source. Painted with scratch-resistant epoxy powders. Opal silicon closing reflector. Integrated driver.

DE

Dekorative Tischlampe. Stützbasis aus pressgeformtem Kohlenstoffstahl. Lampenkörper aus kalandriertem und Multichip LEDLeuchtmittel. Lackiert mit kratzfesten Epoxidpulvern. Abdeckschirm aus opal Silikon. Integrierter Treiber.

FR

Lampe de table decorative. Base de support en acier au carbone courbé. Corps de lampe en aluminium extrudé et calandré. Source de lumière en LED multichip. Finition de peinture en poudre époxy anti-rayures. Écran de fermeture en silicone opale. Alimentation avec driver intégré.



LINA 4000 K

Code	Size	Lumen Out	Watt Tot	K	Beam angle	Driver Type	Driver Nr.	Colour
YLI16N	01	1050	10	4000	D	ON/OFF	1	○

LINA 3000 K

Code	Size	Lumen Out	Watt Tot	K	Beam angle	Driver Type	Driver Nr.	Colour
YLI16W	01	972	10	3000	D	ON/OFF	1	○


LINA STANDARD COLOUR SELECTION

● **WI** | White Irazu ● **BLL** | Black Lava

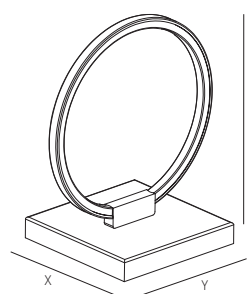
LINA ON REQUEST COLOUR SELECTION

● **BF** | Beige Futuna ● **SB** | Silver Bombalai ● **GK** | Gold Karkar
 ● **BL** | Bronze Lario ● **RR** | Rust Rame ● **BT** | Blue Telica

LINA BEAM ANGLE | DIMENSIONS



Size	X [mm]	Y [mm]	Z [ø]	Kg
01	130	130	Ø 165	1,2



Min and Max room temperature: -20°+45° C.