



GRUPPO **RAINNA**
COLOMBO

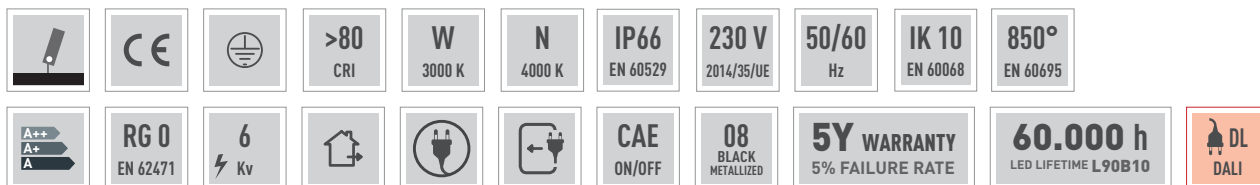


TAYL **•••** R



TAYLOR the all round floodlight





On request

EN

Die-cast aluminum body painted with epoxy powders after phosphating. Shape and dimensions designed to obtain a reduced wind exposure surface. Transparent tempered glass cover resistant to thermal shocks. Molded PMMA optics with high optical efficiency. Bent steel adjustable bracket painted with epoxy powders after phosphating complete with goniometer. IP66 quick plug-in connector for power line included, not assembled. LED light source. Direct light emission.

ES

Carcasa de aluminio fundido a presión y barnizado con polvos epoxídicos previa fosfatación. Forma y dimensión diseñados para conseguir una superficie reducida de resistencia al viento. Vidrio templado transparente antichoque térmico. Óptica en metacrilato (PMMA) estampado de alta eficiencia óptica. Soporte regulable de acero plegado a presión barnizado con polvo epoxi previamente fosfatado, completo de goniómetro. Conector rápido IP66 para alimentación incluido sin montar. Fuente de luz LED. Emisión directa.

IT

Corpo in alluminio pressofuso verniciato con polveri epossidiche previa fosfatazione. Sagona e dimensioni progettate per ottenere una superficie d'esposizione al vento ridotta. Schermo di protezione in vetro temperato trasparente resistente agli shock termici. Ottiche in PMMA stampato ad alto rendimento ottico. Staffa regolabile in acciaio pressopiegato verniciata con polveri epossidiche previa fosfatazione, completa di goniometro. Connettore rapido IP66 per linea di alimentazione incluso non montato. Sorgente luminosa LED. Emissione diretta.

DE

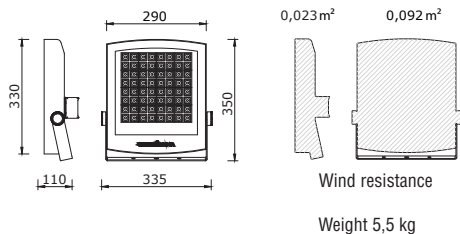
Körper aus Aluminium-Druckguss, das nach der Phosphatierung mit Epoxidpulver lackiert wurde. Entworfen Form und Abmessungen für eine reduzierte Windfläche. Schutzscheibe aus transparentem Hartglas, beständig gegen Thermoschocks. Optik aus gegossenem PMMA mit hoher optischer Effizienz. Verstellbare Halterung aus gepresstem Stahl, der nach der Phosphatierung mit Epoxidpulver lackiert wurde, komplett mit Goniometer. Direkte Ausgabe. IP66-Schnellverbinder für Stromleitung enthalten, nicht montiert. LED-Lichtquelle. Direkte Lichtemission.

FR

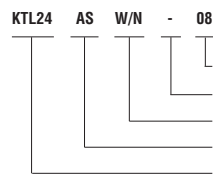
Corps en aluminium moulé sous pression, peinture à base de poudre époxyde garantie anticorrosion, traitement de surface No-Rinse. Forme et dimensions optimisées pour diminuer la surface d'exposition au vent. Ecran de protection en verre trempé résistant aux chocs thermiques. Optiques en PMMA à haute résistance aux températures et haut rendement optique. Support de fixation réglable, pliée à la presse, en acier traité avec peinture epoxy pulvérisé par phosphatation. Connecteur rapide IP66 pour ligne électrique incluse non assemblé. Source lumineuse LED. Emission directe.

RU

Корпус из фосфатированного литого алюминия окрашенного оксидными порошковыми красками. Форма и размеры спроектированы для получения уменьшенной ветровой нагрузки на поверхность. Защитный экран из прозрачного закаленного стекла, устойчивого к термошоку. Оптика из ПММА с высокой оптической эффективностью. Регулируемая кронштейн из гнутой фосфатированной стали, окрашенные оксидными красками-порошками, в комплекте с транспортом. Быстроразъемное соединение IP66 для линии электроподключения включено в комплект. Светодиодный источник света. Прямой поток света.



Code Ordering example:



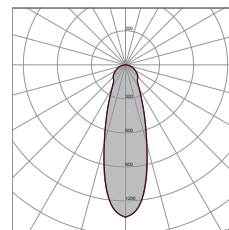
Product colour: **08** Black Metalized
 Blanc = CAE, DL = DALI
 Colour Temperature: **W** 3000 K - **N** 4000 K
 Optic type = **C / D / AS**
 Product Code: **KTL24**

TAYLER C



Code	Lm LED	Lm Out	Watt Out	Lm/Watt Out
KTL24CW/N-/DL08	12060	10800	79	136
KTL26CW/N-/DL08	15670	12650	102	125
KTL48CW/N-/DL08	24120	21080	155	136
KTL50CW/N-/DL08	31350	25300	204	124
KTL64CW/N-/DL08	35830	28660	244	115

W/N= **W** (3000 K) **N** (4000 K) - /DL = - (CAE) **DL** (DALI)



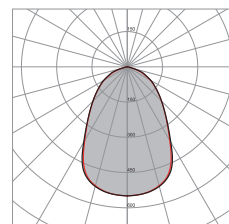
Lm Led/Lm Out:
 Standard - **N** (4000 K)
 -8% - **W** (3000 K)

TAYLER D



Code	Lm LED	Lm Out	Watt Out	Lm Watt Out
KTL24DW/N-/DL08	12060	10800	79	136
KTL26DW/N-/DL08	15670	12650	102	125
KTL48DW/N-/DL08	24120	21080	155	136
KTL50DW/N-/DL08	31350	25300	204	124
KTL64DW/N-/DL08	35830	28660	244	115

W/N= **W** (3000 K) **N** (4000 K) - /DL = - (CAE) **DL** (DALI)



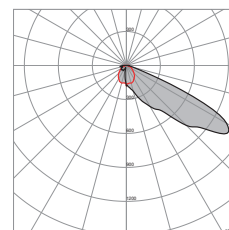
Lm Led/Lm Out:
 Standard - **N** (4000 K)
 -8% - **W** (3000 K)

TAYLER AS



Code	Lm LED	Lm Out	Watt Out	Lm Watt Out
KTL24ASW/N-/DL08	12060	10800	79	136
KTL26ASW/N-/DL08	15670	12650	102	125
KTL48ASW/N-/DL08	24120	21080	155	136
KTL50ASW/N-/DL08	31350	25300	204	124
KTL64ASW/N-/DL08	35830	28660	244	115

W/N= **W** (3000 K) **N** (4000 K) - /DL = - (CAE) **DL** (DALI)




Lm Led/Lm Out:
 Standard - **N** (4000 K)
 -8% - **W** (3000 K)

KT6005 (DALI)

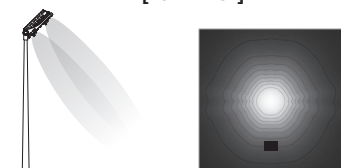
2 poles quick plug-in kit for electrical connection
 Kit connettori rapidi 2 poli per connessione elettrica
 Kit de connexion rapide à 2 pôles pour le raccordement électrique
 Kit de enchufes rápidos de 2 polos para conexión eléctrica
 2-poliger Schnellsteckersatz für elektrischen Anschluss
 2-полюсный комплект быстрых штекеров для электрического подключения

KT6005-3 (POWER SUPPLY)

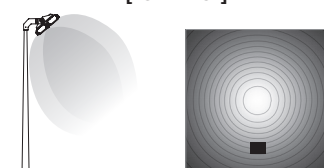
3 poles quick plug-in kit for electrical connection
 Kit connettori rapidi 3 poli per connessione elettrica
 Kit de connexion rapide à 3 pôles pour le raccordement électrique
 Kit de enchufes rápidos de 3 polos para conexión eléctrica
 3-poliger Schnellsteckersatz für elektrischen Anschluss
 3-полюсный комплект быстрых штекеров для электрического подключения



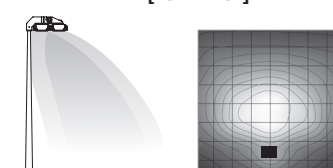
C [OPTIC]

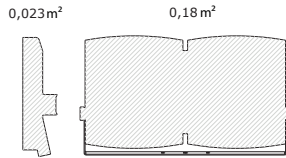
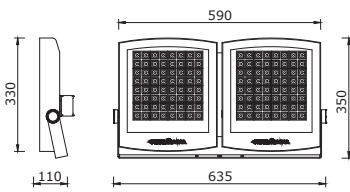


D [OPTIC]



AS [OPTIC]



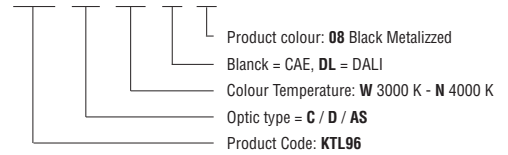


Wind resistance

Weight 13 kg

Code Ordering example:

KTL96 AS W/N - 08



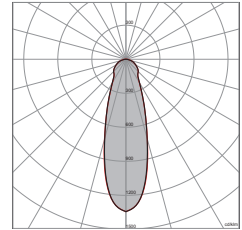
Product colour: **08** Black Metalized
 Blanc = CAE, **DL** = DALI
 Colour Temperature: **W** 3000 K - **N** 4000 K
 Optic type = **C / D / AS**
 Product Code: **KTL96**

TAYLER TWO C



Code	Lm LED	Lm Out	Watt Out	Lm Watt Out
KTL96C W/N-/DL 08	48240	42160	310	136
KTL100C W/N-/DL 08	62700	50600	408	124
KTL128C W/N-/DL 08	71660	57320	488	115

W/N= **W** (3000 K) **N** (4000 K) - /DL = - (CAE) **DL** (DALI)



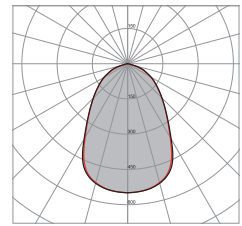
Lm Led/Lm Out:
 Standard - **N** (4000 K)
 -8% - **W** (3000 K)

TAYLER TWO D



Code	Lm LED	Lm Out	Watt Out	Lm Watt Out
KTL96D W/N-/DL 08	48240	42160	310	136
KTL100D W/N-/DL 08	62700	50600	408	124
KTL128D W/N-/DL 08	71660	57320	488	115

W/N= **W** (3000 K) **N** (4000 K) - /DL = - (CAE) **DL** (DALI)



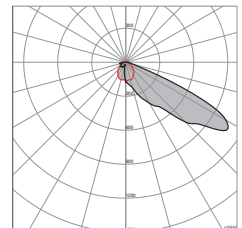
Lm Led/Lm Out:
 Standard - **N** (4000 K)
 -8% - **W** (3000 K)

TAYLER TWO AS



Code	Lm LED	Lm Out	Watt Out	Lm Watt Out
KTL96AS W/N-/DL 08	48240	42160	310	136
KTL100AS W/N-/DL 08	62700	50600	408	124
KTL128AS W/N-/DL 08	71660	57320	488	115

W/N= **W** (3000 K) **N** (4000 K) - /DL = - (CAE) **DL** (DALI)




Lm Led/Lm Out:
 Standard - **N** (4000 K)
 -8% - **W** (3000 K)

KT6005 (DALI)


2 poles quick plug-in kit for electrical connection
 Kit connettori rapidi 2 poli per connessione elettrica
 Kit de connexion rapide à 2 pôles pour le raccordement électrique
 Kit de enchufes rápidos de 2 polos para conexión eléctrica
 2-poliger Schnellsteckersatz für elektrischen Anschluss
 2-полюсный комплект быстрых штекеров для электрического подключения

KT6005-3 (POWER SUPPLY)


3 poles quick plug-in kit for electrical connection
 Kit connettori rapidi 3 poli per connessione elettrica
 Kit de connexion rapide à 3 pôles pour le raccordement électrique
 Kit de enchufes rápidos de 3 polos para conexión eléctrica
 3-poliger Schnellsteckersatz für elektrischen Anschluss
 3-полюсный комплект быстрых штекеров для электрического подключения



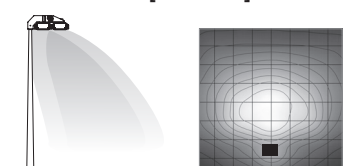
C [OPTIC]

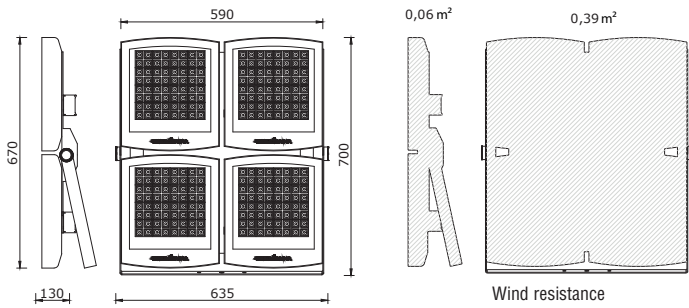


D [OPTIC]



AS [OPTIC]





Code Ordering example:


KTL192 AS W/N - 08

Product colour: **08** Black Metalized
 Blank = CAE, DL = DALI
 Colour Temperature: **W** 3000 K - **N** 4000 K
 Optic type = **C / D / AS**
 Product Code: **KTL192**

Wind resistance

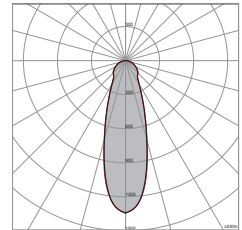
Weight 26 kg

TAYLER FOUR C




Code	Lm LED	Lm Out	Watt Out	Lm Watt Out
KTL192C W/N-/DL 08	96480	84320	620	136
KTL200C W/N-/DL 08	125400	101200	816	124
KTL256C W/N-/DL 08	143320	114640	976	115

W/N= **W** (3000 K) **N** (4000 K) - /DL = - (CAE) **DL** (DALI)



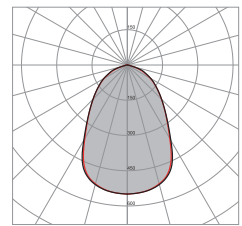
Lm Led/Lm Out:
 Standard - **N** (4000 K)
 -8% - **W** (3000 K)

TAYLER FOUR D




Code	Lm LED	Lm Out	Watt Out	Lm Watt Out
KTL192D W/N-/DL 08	96480	84320	620	136
KTL200D W/N-/DL 08	125400	101200	816	124
KTL256D W/N-/DL 08	143320	114640	976	115

W/N= **W** (3000 K) **N** (4000 K) - /DL = - (CAE) **DL** (DALI)



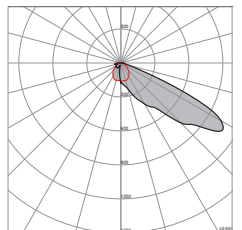
Lm Led/Lm Out:
 Standard - **N** (4000 K)
 -8% - **W** (3000 K)

TAYLER FOUR AS



Code	Lm LED	Lm Out	Watt Out	Lm Watt Out
KTL192AS W/N-/DL 08	96480	84320	620	136
KTL200AS W/N-/DL 08	125400	101200	816	124
KTL256AS W/N-/DL 08	143320	114640	976	115

W/N= **W** (3000 K) **N** (4000 K) - /DL = - (CAE) **DL** (DALI)




Lm Led/Lm Out:
 Standard - **N** (4000 K)
 -8% - **W** (3000 K)

KT6005 (DALI)

2 poles quick plug-in kit for electrical connection
 Kit connettori rapidi 2 poli per connessione elettrica
 Kit de connexion rapide à 2 pôles pour le raccordement électrique
 Kit de enchufes rápidos de 2 polos para conexión eléctrica
 2-poliger Schnellsteckersatz für elektrischen Anschluss
 2-полюсный комплект быстрых штекеров для электрического подключения

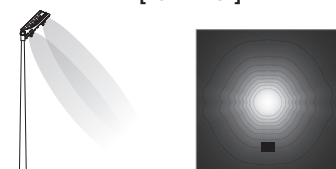
KT6005-3 (POWER SUPPLY)

3 poles quick plug-in kit for electrical connection
 Kit connettori rapidi 3 poli per connessione elettrica
 Kit de connexion rapide à 3 pôles pour le raccordement électrique
 Kit de enchufes rápidos de 3 polos para conexión eléctrica
 3-poliger Schnellsteckersatz für elektrischen Anschluss
 3-полюсный комплект быстрых штекеров для электрического подключения




Included

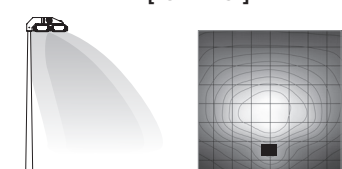
C [OPTIC]



D [OPTIC]



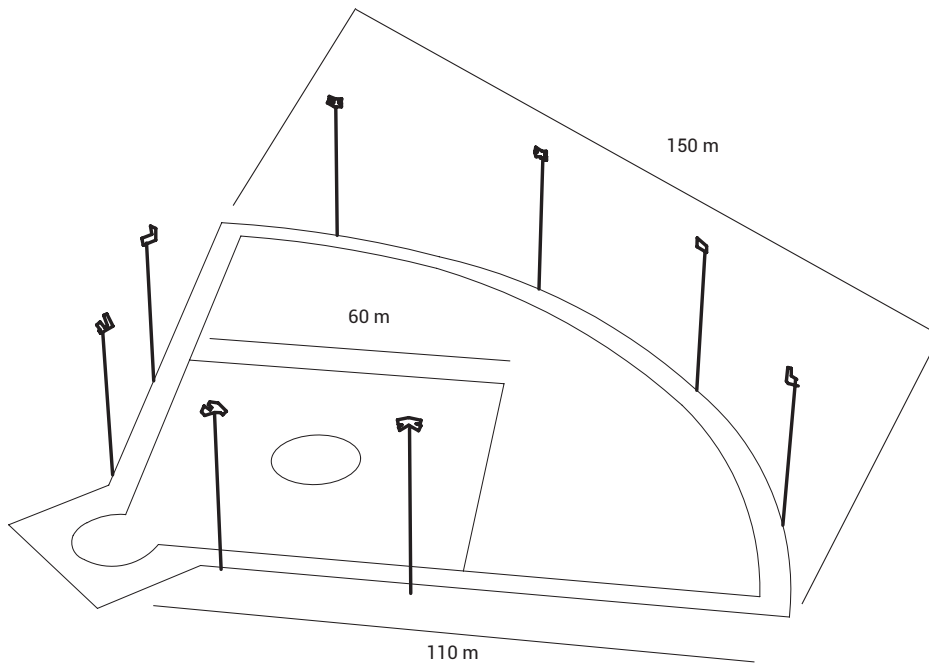
AS [OPTIC]



Application (Baseball)



Playground Area	Poles	Lux Value Result	Light Fittings Required
110x110x150 m	8 x h= 30 m	500 Lx pitch* 700 Lx Diamond	no.64 KTL256AS/C



Norm	Activity	Illuminance Required
-	Not Competitive	<200 Lx
Coni CN 1379-2008	Competitive Level 1	200 Lx
Coni CN 1379-2008	Competitive Level 2	300 Lx
Coni CN 1379-2008	Competitive Level 3	500 Lx

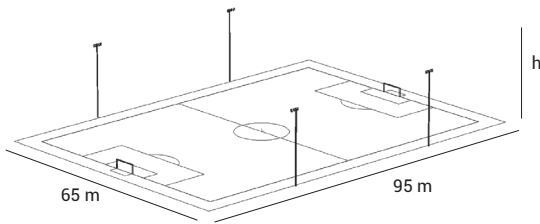
*Valori indicativi

Application (Football)



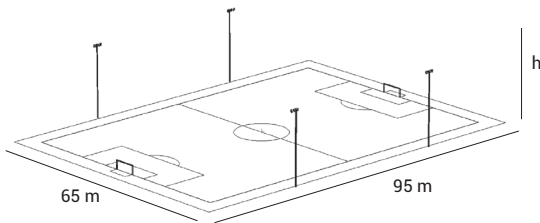
Playground Area	Poles	Lux Value Result	Light Fittings Required
-----------------	-------	------------------	-------------------------

95x65 m	4 x h= 25 m	220	n.20 KTL256AS/C
---------	-------------	-----	-----------------



Playground Area	Poles	Lux Value Result	Light Fittings Required
-----------------	-------	------------------	-------------------------

95x65 m	4 x h= 20 m	140	n.12 KTL256AS/C
---------	-------------	-----	-----------------

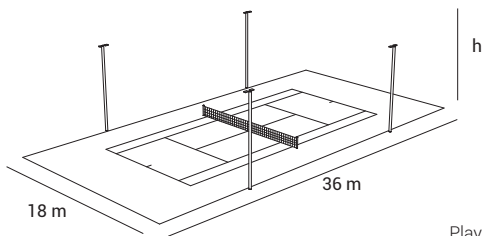


Norm	Activity	Light Fittings Required
-	Not Competitive	<100 Lx
Coni CN 1379-2008	Competitive Level 1	100 Lx
Coni CN 1379-2008	Competitive Level 2	200 Lx
Coni CN 1379-2008	Competitive Level 3	500 Lx

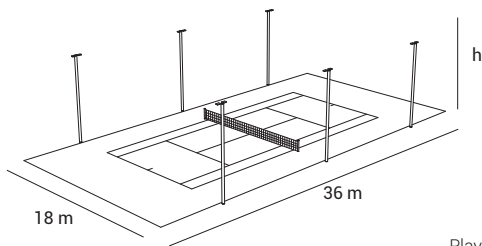
Application (Tennis Court)



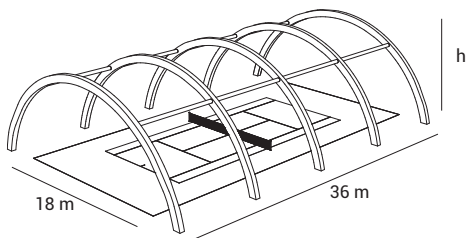
Playground Area	Poles	Lux Value Result	Light Fittings Required
23,8x10,8 m	4 x h= 8 m	200 Lx	no.8 KTL48AS
23,8x10,8 m	4 x h= 8 m	250 Lx	no.8 KTL30AS



Playground Area	Poles	Lux Value Result	Light Fittings Required
23,8x10,8 m	6 x h= 8 m	300 Lx	n.12 KTL48AS
23,8x10,8 m	6 x h= 10 m	500 Lx	n.12 KTL96AS




Playground Area	Lines	Lux Value Result	Light Fittings Required
23,8x10,8 m	2x5 pezzi x h= 7,5 m	300 Lx	n.10 KTL48AS

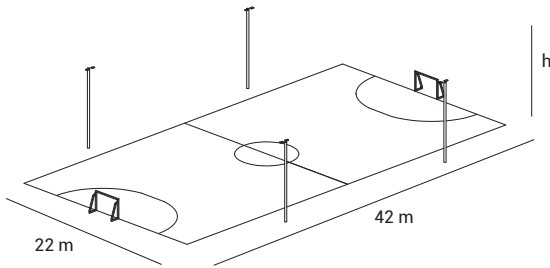


Norm	Activity	Illuminance Required
-	Not Competitive	<200 Lx
Coni CN 1379-2008	Competitive Level 1	200 Lx
Coni CN 1379-2008	Competitive Level 2	300 Lx
Coni CN 1379-2008	Competitive Level 3	500 Lx

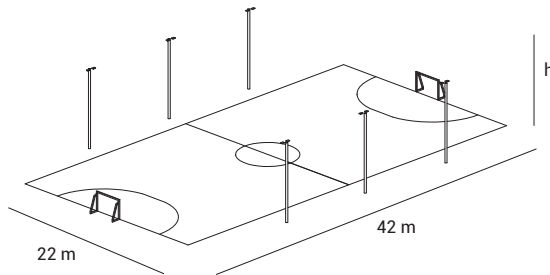
Application (Futsal)



Playground Area	Poles	Lux Value Result	Light Fittings Required
42x22 m	4 x h= 9 m	100 Lx	n.8 KTL48AS
42x22 m	4 x h= 9 m	200 Lx	n.8 KTL96AS



Playground Area	Poles	Lux Value Result	Light Fittings Required
42x22 m	6 x h= 10 m	130 Lx	n.12 KTL48AS
42x22 m	6 x h= 10 m	250 Lx	n.12 KTL96AS



Norm	Activity	Light Fittings Required
-	Not Competitive	<100 Lx
Coni CN 1379-2008	Competitive Level 1	100 Lx
Coni CN 1379-2008	Competitive Level 2	200 Lx
Coni CN 1379-2008	Competitive Level 3	500 Lx

LEGENDA / LEGEND / LÉGENDE / LEYENDA / LEGENDE / ЛЕГЕНДА

IT	EN	FR	ES	DE	RU
 Proiettore.	Floodlight.	Projecteur.	Projector.	Projector.	Пржектор.
 Indica che il prodotto è conforme ai requisiti di sicurezza richiesti dalle direttive e dalle normative della Comunità Europea.	Indicates that the product meets the requirements of the applicable EC Directives of the regulations in the EU.	Certifie que le produit est réalisé au sein de l'Union Européenne et dans le respect des normes de sécurité en vigueur.	Certifica que el producto es realizado en el ambito de la Comunidad Europea y respeta las normas de seguridad vigentes.	Gibt an, dass das Produkt den Sicherheitsanforderungen der Richtlinien und Verordnungen der Europäischen Gemeinschaft entspricht.	Указывает на то, что продукт соответствует требованиям безопасности, разработанным применяемыми директивами законодательства в Европейском союзе.
 Classe di isolamento 1.	Isolation class 1.	Classe d'isolation 1.	Clase de aislamiento 1.	Isolationsklasse 1	Класс изоляции 1.
 CRI (Colour Rendering index) Indica quanto naturali appaiano i colori degli oggetti da essa illuminati.	CRI (Colour Rendering index) Indicates how natural the colours of the illuminated objects look.	CRI (Colour Rendering index) Indique le rendement des couleurs des objets éclairés.	CRI (Colour Rendering index) Indica el nivel de apariencia naturallos colores de los objetos iluminados.	CRI (Colour Rendering index) Gibt an, wie natürlich die Farben der beleuchteten Objekte erscheinen.	СRI (Показатель цветопередачи) Он указывает, насколько натурально выглядят цвета освещаемых предметов.
 Indica la temperatura di colore del LED espressa in gradi Kelvin.	It identifies the colour temperature of the LEDS expressed in Kelvin.	Température de la couleur de la LED exprimée en degrés Kelvin.	Indica la temperatura de color del LED expresada en grados Kelvin.	Indica la temperatura de color del LED expresada en grados Kelvin.	Определяет цветовую температуру светодиодов, выраженную в Кельвинах.
 Indica la temperatura di colore del LED espressa in gradi Kelvin.	It identifies the colour temperature of the LEDS expressed in Kelvin.	Température de la couleur de la LED exprimée en degrés Kelvin.	Indica la temperatura de color del LED expresada en grados Kelvin.	Indica la temperatura de color del LED expresada en grados Kelvin.	Определяет цветовую температуру светодиодов, выраженную в Кельвинах.
 Indica il grado di protezione degli involucri.	Indicates the protection degree of the fixture against dust and water.	Indique le degré de protection de l'appareil contre les poussières et l'eau.	Indica el grado de protección de la luminaria al polvo y al agua.	Indica el grado de protección de la luminaria al polvo y al agua.	Он показывает степень защиты поверхностей.
 Indica le tensioni operative dell'apparecchio.	Indicates the operating voltage of the fitting.	Indique les tensions de travail de l'appareil.	Indica las tensiones operativas de la luminaria.	Zeigt die Betriebsspannungen des Geräts an.	Это указывает рабочее электрическое напряжение светильника.
 Indica le frequenze operative dell'apparecchio.	Indicates the operating frequencies of the fitting.	Indique les fréquences de travail de l'appareil.	Indica las frecuencias operativas de la luminaria.	Zeigt die Betriebsfrequenzen des Geräts an.	Это указывает рабочую частоту светильника.
 Indica il grado di resistenza all'urto dell'involucro esterno dell'apparecchio.	Degree of Protection against external mechanical impact.	Indique le degré de protection de l'emballage du produit contre les impacts mécanique externes.	Indica el grado de resistencia al impacto de la cubierta externa de la luminaria.	Zeigt den Grad der Schlagfestigkeit des äußeren Gehäuses des Geräts an.	Степень защиты от воздействия внешних механических факторов.
 Indica il grado di infiammabilità dei materiali plastici in accordo alle normative CEI 50-11.	It indicates the flammability degree of plastic materials according to CEI 50-11 standards.	Indique le degré d'auto-extinction des matières plastiques selon les standards CEI 50-11.	Indica el grado de auto extinción del material plastico segun los estandares estadounidense CEI 50-11.	Gibt den Entzündbarkeitsgrad von Kunststoffen gemäß CEI 50-11 an.	Он указывает степень воспламеняемости пластиковых материалов в соответствии со стандартами CEI 50-11.
 Classe energetica.	Energy consumption class.	Classe de consommation d'énergie.	Clase de consumo de energia.	Energieverbrauchsklasse.	Класс энергозатрат.
 Rischio Esente. Installata in normali condizioni d'impiego (distanza minima tra utilizzatore e sorgente luminosa di 4m).	Exempt Risk Group. Installed under normal conditions of use (minimum distance between user and light source of 4m).	Risque 0. Installée en conditions normales d'utilisation (distance minimum entre l'utilisateur et source lumineuse doit être 4m).	Riesgo Exento. Instalada en condiciones normales de uso (distancia minima de 4 metros entre utilizador y fuente luminosa).	Risikofrei. Unter normalen Betriebsbedingungen installiert (Mindestabstand zwischen Benutzer und Lichtquelle von 4 m).	Без риска. Уста- навливая при нор- мальных условиях использования (минимальное расстояние между пользователем и источником света 4 м).
 Protezione contro le scariche elettriche.	Surge protector.	Protection contre les décharges atmosphériques.	Protección contra descargas atmosféricas.	Schutz vor atmosphärischen Entladungen.	Защита от атмосферных влияний.
 Apparecchio idoneo per l'utilizzo in ambienti esterni.	Fitting suitable for outdoor use.	Luminaire adapté pour une installation en extérieur.	Luminaria adecuada para uso en exteriores.	Leuchte für den Außenbereich geeignet.	Прибор подходит для использования в помещениях внешней.
 Alimentazione.	Alimentation.	Alimentation.	Fuente de alimentación.	Stromversorgung.	Источник питания.
 Alimentatore integrato.	Integrated power supply.	Alimentation intégrée.	Fuente de alimentación integradal.	Integrierte Stromversorgung.	встроенный источник питания.
 Funzionamento ON/OFF	ON/OFF operation	Fonctions ON/OFF.	Operación ON/OFF.	Ein / Aus-Betrieb.	ВКЛ/ВЫКЛ операции
 Colore nero metallizzato.	Black metallized colour.	Couleur noir métallique.	Color negro metalizado.	Metallische schwarze Farbe.	черный металл.
 Schema di collegamento per sistemi DALI	Electrical wiring with data management DALI system	Schéma de connexion pour appareil DALI.	Esquema de conexión luminaria DALI.	Anschlussplan für DALI-Systeme	Схема подключения для систем DALI

GRUPPO RAINA
COLOMBO

Ideallux S.r.l.
Via Casinghino 11
27024 Cilavegna (PV) Italy

Tel +39 0381 969814
Fax +39 0381 669709

grupporaina@ideallux.it
www.grupporaina.it

